


## Equipment in Classroom (Attachment 1)

1. Document Camera (ELMO) – USB Cable, Power Adapter, white board, and some may have VGA Cable

Fig. 1



## 2. MOBI – USB Dongle, PEN, AC Charger, USB Cable

Fig. 2



### 3. Projector Remote : Styles May Vary

Fig. 3




#### 4. Classroom Speakers – Power cord and audio cable

Fig. 4




5. VGA Splitter – Power adapter, 3 VGA Cables

Fig. 5




6. N-Computing Setup: 3-Mice, 3-Keyboards, 3-ethernet cables, 1-power strip, 3-N-Computing device

Fig. 6



## 7. N-Computing Detailed picture with PS2 Connections

Fig. 7



## 8. Phone – Ethernet cable and Optional power adapter

NO PICTURE AVAILABLE

## 9. Student Setup - Monitor, keyboard, Mouse and 2 power cables

NO PICTURE AVAILABLE

**10. Teacher setup- Monitor w/sound bar, Keyboard, Mouse, 2 Power Cables, 1 – usb cable from monitor to pc, Ethernet cable.**

**NO PICTURE AVAILABLE**